

Explore The Watermark Collection



What's Happening

- 3** **Introduction**
Back in '76
- 5** **Our Story**
Truly handcrafted brassware
- 14** **The Collection**
Thirteen versatile and unique ranges
- 120** **The Finishes**
Twenty-two carefully selected finishes
- 126** **Contact Us**



Back in '76

When Herman Abel formed Watermark it was out of a passion for metal finishing – a passion that still remains at the heart of the company today.

Over the years we've learnt to apply Herman's secret formulas to our brassware, employing a melting pot of artisans and craftspeople from across Brooklyn to help us in the creation of our unique statement products.

Our inspiration comes from the architectural details and engineering structures around us – we select elements that are infused into our designs, which are often created in partnership with the architects and designers of our famous borough.

Everything we make is produced in our factory with a care and attention to detail that only hand manufacture can bring – resulting in a quality of product that has seen us selected by some of the most discerning eyes across the world – from W Hotel, New York to The Ritz Carlton, Shanghai.



Our Story

Our brassware is truly hand finished with an eye towards precision at all points, from working with the best local suppliers to hand-assembling and testing every piece.



Provenance

Most days we take a trip around the corner to our brass supplier and pickup what we need, carrying it into to the factory to be quality controlled before it's fed into the machines for our craftspeople to work their magic.

We use only the highest grade of lead free solid brass to make all of our components, which ensures we can produce a highly durable product with the tightest of tolerances and the cleanest provision of water.

We save all of the waste metal for re-use and are proud that the product we produce requires a low energy input to be recycled at the end of its lifespan.





Manufacture

Whilst we use advanced computer controlled tooling to help us maintain our high standards, for many of the processes we turn to traditional manufacturing, using machines from way back to produce our products, machines that can only be operated by skilled craftspeople who've been working with them from many years.

Finishing

Finishing is at our roots and it's the passion that makes our brassware so exquisite. From the lightest of touches to the steadiest of hands, finishing is a process that can only be learnt through time and dedication.

Every component we make goes through a unique combination of hand polishing, plating and spraying that can take our specialists weeks to complete before their critical eye is happy.

Often the only way to produce a finish is to look to the past. When we developed the Sense range we searched to find a machine that could create it's unique hammered texture – our quest ended in the Warner & Swasey N^o. 6 Turret Lathe, dating back to 1938 – we think she's the only one still around and employ a specialist technician to look after her and make sure each run of handles comes out as good as they did when her motors first turned over 80 years ago.









Assembly

Every part is assembled by hand, ensuring a final stage of quality control and perfect alignment of the mechanisms.

Only once it passes these rigorous checks do we sign the testing label attached to each product and approve it for dispatch.

Testing

Before the items are ready to be boxed they must pass by our pressure testing rig—a vast collection of valves and gauges, assembled over 20 years—that allow us to check the structural integrity of the product and its working parts.





The Collection

Thirteen versatile and unique ranges,
designed and produced in Brooklyn,
New York.





ANIKA
AIL03-AB

Wall mounted two
hole basin set with
Lever handle, finished
in Aged Brass.

Anika

Created to suit the traditional home in today's modern world, Anika uses elements of classic design embodied within the clean lines of contemporary living. A unique stepped handle and rosette detail provides this range with a refined treatment that reflects its transitional direction.

DESIGN

The Watermark
Design Studio.

CREATED

2020.

ANIKA
AIC01-PB

Deck mounted
two hole basin set
with Crosshead
handle, finished in
Polished Brass.





ANIKA
AIC04-AN

Wall mounted
three hole basin
set finished in
Aged Nickel.

ANIKA

AIK42-CH, AIK46-CH,
AIK50-CH, AIK55-CH

Wall mounted
handshower set with
slimline handshower,
two-dial thermostatic
shower valve,
and traditional
showerhead, all
finished in Charcoal.



ANIKA
AIL02-PB

Deck mounted three hole basin set with Lever handle, finished in Polished Brass.

ANIKA
A1L02-PC

Deck mounted
three hole basin
set with Lever
handle, finished in
Polished Chrome.





ANIKA
AIC04-PN

Wall mounted
three hole basin
set with Crosshead
handle, finished in
Polished Nickel.



BROOKLYN
BRO05-VB

Wall mounted two
hole basin set finished
in Vintage Brass.

Brooklyn

Inspired by gate valves found in the mid-century apartment blocks of Brooklyn, this range presents a style for all urban loyalists combined with the functionality of modern manufacture.

DESIGN


Incorporated
Architecture &
Design.

CREATED

2013.

BROOKLYN
BRO23

Wall mounted
three hole bath
set finished in
Polished Copper.





ANCILLARIES
ANC41

Handle finished in
Polished Copper.

BROOKLYN
BRO23

Wall mounted
three hole bath
set finished in
Polished Copper.





BROOKLYN BRO05-BG

Wall mounted two hole
basin set finished in
Brushed 24k Gold.



BROOKLYN
BRO72-AB

Deck mounted
three hole kitchen
set finished in
Aged Brass.

BROOKLYN
BRO04-CH

Deck mounted
three hole basin
set, finished in
Charcoal.





BROOKLYN
ANC43-AB, ANC49-AB,
BRO53-AB, BRO83-AB

Thermostatic shower
composition finished in
Aged Brass.



EDGE
EDG07-BB

Wall mounted two
hole basin set,
finished in Brushed
Brass.

Edge

Presenting a unique handle cut out detail and tapered form, Edge is a tight lined range that makes use of an optional cascade spout to present an imposing geometric collection.

DESIGN

The Watermark
Design Studio.

CREATED

2012.

EDGE
EDG06-BN

Deck mounted three
hole basin set with
Waterfall spout,
finished in Brushed
Nickel.



EDGE EDG21-PB

Wall mounted bath
waterfall spout, finished
in Polished Brass.





ELAN VITAL
ELV02-AB

Wall mounted two
hole basin set,
finished in
Aged Brass.

Elan Vital

This award winning range presents the ultimate in stripped down aesthetic. Using parts reminiscent of commercial ball valves and plumbing unions this range offers a unique visual combined with the advantages of modern valves and aeration.

DESIGN

The Susan
Fredman Design
Group.

CREATED

2014.

ELAN VITAL
ELV74-BB

Wall mounted articulated kitchen spout with hydroprogressive mixer, finished in Brushed Brass.



ELAN VITAL
ELV74-PT

Wall mounted articulated kitchen spout with hydroprogressive mixer, finished in Pewter.



ELAN VITAL
ELV32-GM

Wall mounted
exposed thermostatic
bath filler and shower
set, finished in
Gunmetal.



ELAN VITAL
ELV06-VC

Deck mounted
basin bridge tap
with pivoting spout,
finished in Vintage
Copper.





ELAN VITAL ELV42-VB, ELV49-VB, ELV50-VB

Thermostatic shower
set and handshower,
finished in Vintage
Brass.

ELAN VITAL ELV08-RB

Deck mounted three hole basin set finished in Rustica Brass.





ELAN VITAL
ELV60 -VB

Wall mounted
bidet spray set and
hydroprogressive
mixer, finished in
Vintage Brass.

ELEMENTS

ELB02-ER-CO-CO

Deck mounted three hole basin set with Bridge insert and Exquisite Rose cover, finished in Polished Copper.



Elements

Bringing together the skills of our engineers, our twenty-two hand-created metal finishes and the work of designer-makers from across the globe, Elements offers the ability to play with colour, form and texture, in the creation of your very own design statement.


DESIGN

The Watermark
Design Studio.

CREATED

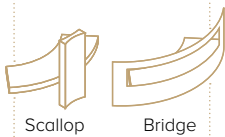
2017.

ELEMENTS



COVER

Select one of the covers from our designer-maker friends to add texture & contrast to your creation.



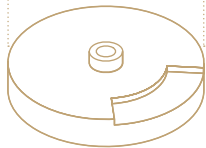
Scallop

Bridge

INSERT

Select from one of the magnetic insert options, Bridge or Scallop, designed to help you to grip the handle.

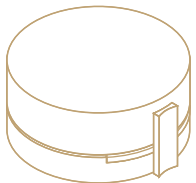
Select a complementary finish from our range for your chosen insert.



HANDLE BASE


Select a finish for the main components and handle base.

INSERTS



SCALLOP INSERT

The completed handle with Scallop insert.



BRIDGE INSERT

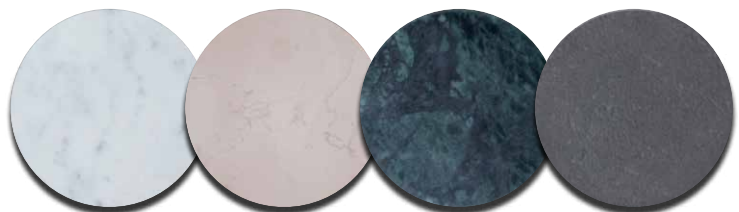
The completed handle with Bridge insert.

COVERS



RAW – Hand poured, sealed and reinforced concrete.

Choose from: Chalk, Military, Poured & Screed.
Created by: JM Lifestyles, USA.



ROCK – Uniquely hand worked natural stones and marbles.

Choose from: Carrara, Exquisite Rose, Jungle & Volcano.
Created by: Marmi Serafini, Italy.



LUMBER – Real wood grain and texture captured and sealed into concrete.

Choose from: Charred, Ground, Smoked & Teak.
Created by: WoodForm, USA.



FORGED – Unique creations using techniques in liquid metal and lacquer.

Choose from: Oil Slick & Oxblood.
Created by: Anka, UK.

ELEMENTS

ELS01-OX-AB-AB

Deck mounted two hole basin set with Scallop insert and Oxblood cover, finished in Aged Brass.



ELEMENTS
ELS02-JU-AB-OR

Deck mounted
three hole basin
set finished in Oil
Rubbed Bronze,
with Scallop insert
finished in Aged
Brass, and Jungle
cover.



ELEMENTS

ELS52-CA-CO-CH,
ELS54-CA-CH-CO,
ANC43-CH

Thermostatic shower mixer, two way flow control wall valve and wall mounted slimline handshower, finished in Charcoal.


ELEMENTS
ELS04-PO-BN-OR


Wall mounted
two hole basin
set finished
in Oil Rubbed
Bronze, Scallop
insert finished in
Brushed Nickel,
and Poured cover.



ELEMENTS
ELS04-TE-CH-AB

Wall mounted two
hole basin set
finished in Aged
Brass, Scallop
insert finished in
Charcoal, and
Teak cover.





ELEMENTS
ELS01-JU-AB-CH

Deck mounted
two hole basin set,
finished in Charcoal




ELEMENTS ES04-CH-AB-OR

Wall mounted two hole basin set finished in Oil Rubbed Bronze, Scallop insert finished in Aged Brass, and Charred cover.



ELEMENTS
ELB51-VO-OR-OR

Wall mounted mini thermostatic shower valve with Bridge insert and Volcano cover, finished in Oil Rubbed Bronze.



ELEMENTS
ELS51-JU-BN-BG

Wall mounted mini thermostatic shower valve, finished in Polished Brass, with Scallop insert finished in Brushed Nickel, and Jungle cover.

ELEMENTS
ES02-OS-PB-OR

Deck mounted
three hole basin
set finished
in Oil Rubbed
Bronze, Scallop
insert finished in
Polished Brass,
and Oil Slick cover.



ELEMENTS
ELS02-JU-BN-BG

Deck mounted
three hole basin set
finished in Polished
Brass, with Scallop
insert finished in
Brushed Nickel, and
Jungle cover.



HIGHLINE
HILO2-PN

Deck mounted
three hole basin set
with smooth spout
and lever handles,
finished in Polished
Nickel.



Highline

Designed for a residential development overlooking Manhattan's famous High Line elevated parkway, this eponymous range offers a subtle balance between bold US transitional lines and elegant detailing in the creation of a truly unique aesthetic.

DESIGN

Mark Zeff Studio.

CREATED

2019.



HIGHLINE HIL01-BB

Deck mounted three hole bath set with transitional spout and lever handles, finished in Brushed Brass.


HIGHLINE
HIL09-NB

Wall mounted three hole basin set, finished in Natural Brass.

ANCILLARIES
ANC80-NB

Wall mounted heated towel bars, finished in Natural Brass.





HIGHLINE

HIG41-NB, HIC51-NB, HIC55-NB

Sliding rail shower kit with volume handshower, mini thermostatic mixer, two way flow control valve, finished in Natural Brass



HIGHLINE
HIC07-CH

Wall mounted three hole basin set with transitional spout and crosshead handles, finished in Charcoal.



HIGHLINE
HIC09-VB

Wall mounted three hole basin set with smooth spout and crosshead handles, finished in Vintage Brass.



LOFT
LOF04-OR

Wall mounted three
hole basin set,
finished in Oil
Rubbed Bronze.

Loft

Loft provides an optimised range with unique elements and a universal form that still maintains a quality of construction and finish that is the hallmark of all our ranges.

DESIGN

The Watermark Design Studio.

CREATED

2012.

LOFT
LOF24-OR

Floor standing
bathset with slimline
handshower, finished
in Oil Rubbed Bronze.





LOFT
LOF24-NB

Floor standing bathset with slimline handshower, finished in Natural Brass.

LOFT
ANC43-NB

Wall mounted
handshower
set with slimline
handshower,
finished in Natural
Brass.





LOFT
LOF47-RB, LOF49-RB

Thermostatic shower mixer with wall outlet valves, finished in Rustica Brass.

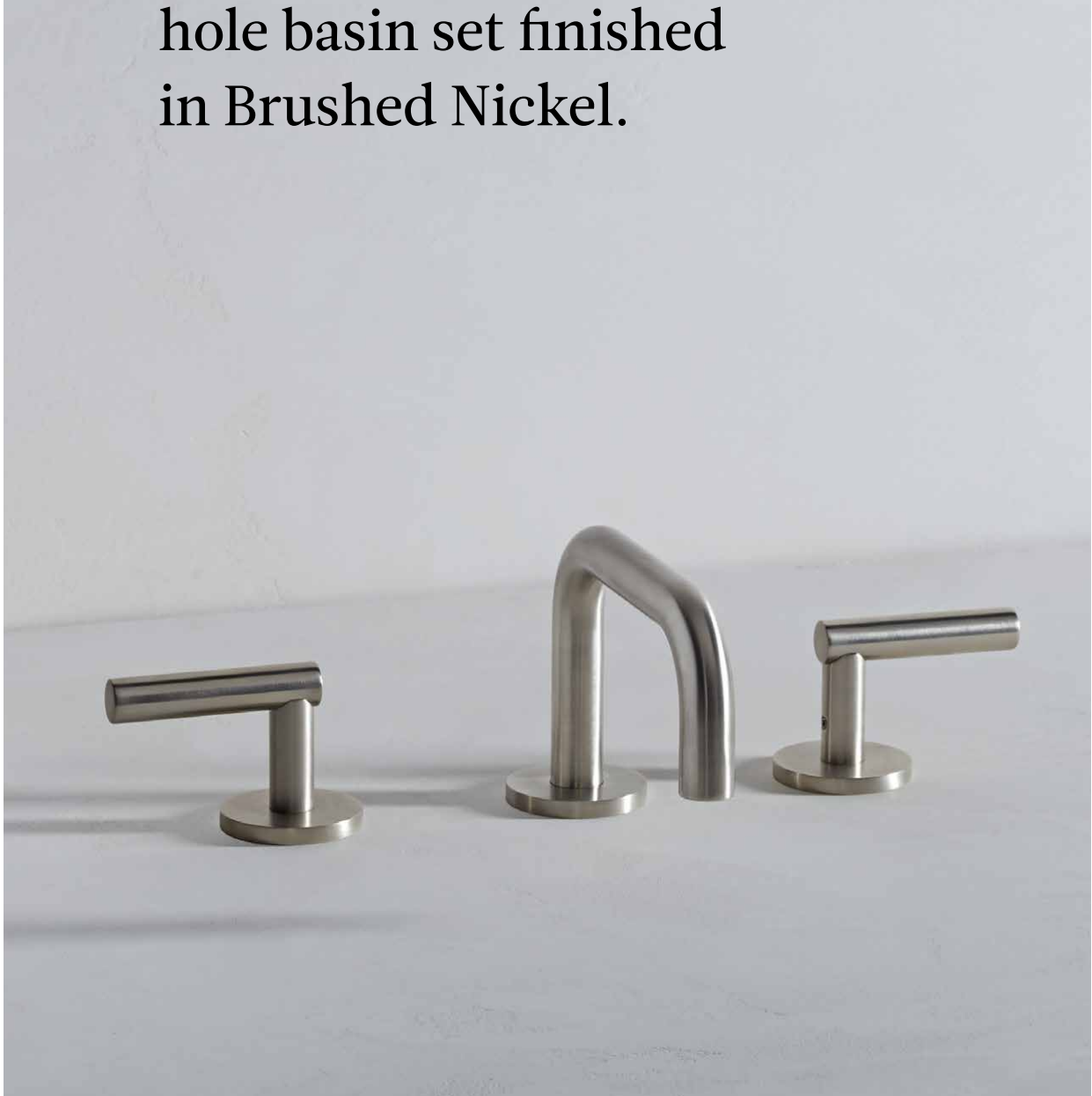


LOFT
LOF71-VB

Deck mounted monoblock kitchen mixer with separate pull out rinse off spray, finished in Vintage Brass.

LOFT LOF03-BN

Deck mounted three
hole basin set finished
in Brushed Nickel.



LONDON
LOC07-PB

Wall mounted three hole basin set with Crosshead handle, finished in Polished Brass.



London

An elegant collection available with two handle types, London tweaks at classical elements whilst incorporating clean lines that make it ideal for modern interiors looking to add a hint of heritage.

DESIGN

The Watermark
Design Studio.

CREATED

2005.

LONDON
LOL04-PC

Deck mounted three hole basin set with Lever handle, finished in Polished Chrome.





LONDON
LOC32-VB

Floor standing bathset with volume handshower and Crosshead handles, finished in Vintage Brass.

ZEN
ZEF03-VB

Deck mounted two hole basin set with Swan spout, finished in Vintage Brass.

LONDON
LOC32-VB

Floor standing bath set with volume handshower and Crosshead handles, finished in Vintage Brass.





LONDON
LOC07-AB

London wall mounted three hole basin set with Crosshead handles, finished in Aged Brass.





LONDON ANC71-PB

Deck mounted independant pull out rinse off spray with integrated mixer, finished in Polished Brass.

LONDON
ANC42-VB

Wall mounted
showerhead with
wall arm, finished
in Vintage Brass.





LONDON
LOC25-PC

Wall mounted three hole bath set with Crosshead handles, finished in Polished Chrome.

SENSE
SED04-AB

Deck mounted three hole basin set with Dial handle, finished in Aged Brass.



Sense

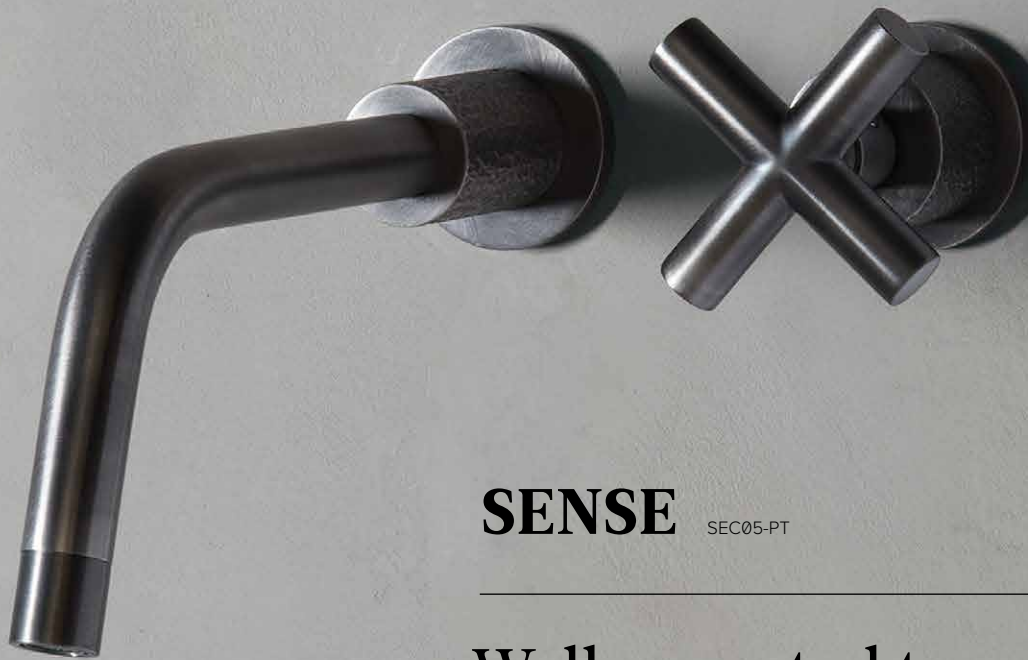
Taking inspiration from the neo-Georgian facades of some of Manhattan's famous buildings, Sense's hammered handle detail provides an elegant and functional form that is truly unique every time.

DESIGN

The Watermark
Design Studio.

CREATED

2008.



SENSE SEC05-PT

Wall mounted two
hole basin set with
Crosshead handle,
finished in Pewter.



SENSE
SED29-OR

Floor standing
bathset with
slimline
handshower,
finished in Oil
Rubbed Bronze.

SENSE
SENØ1-BN

Deck mounted
monoblock basin
mixer finished in
Brushed Nickel.





SENSE
SEC51-CO, SEC53-CO

Sense wall mounted
thermostatic shower
setup with Crosshead
handles, finished in
Polished Copper.



TITANIUM
TIN12-AB-BN

Wall mounted three hole basin set with 212mm spout, finished in Aged Brass with Brushed Nickel knurled details.

Titanium

Titanium offers the ability to fuse our famous clean-lined industrial look with your own selection of dual finish combinations in the creation of striking and personalized solutions that celebrate our craftspeople and the unique handmade finishes that they create.

DESIGN

The Watermark
Design Studio.

CREATED

2019.



TITANIUM TIN07-GM-GM

Wall mounted
monoblock basin mixer
finished in Gunmetal
throughout.



TITANIUM

Deck mounted monoblock basin mixer with angled spout.

Top left:

TIN01-AN-OR
Aged Nickel main finish with Oil Rubbed Bronze knurled finish.

Top right:

TIN01-OR-BN
Oil Rubbed Bronze main finish with Brushed Nickel knurled finish.

Bottom right:

TIN01-OR-AB
Aged Brass main finish with Brushed Nickel knurled finish.


Bottom left:

TIN01-AB-BN
Oil Rubbed Bronze main finish with Aged Brass knurled finish.




TITANIUM
TIN12-AB-OR

Wall mounted three hole basin set with 212mm spout finished in Aged Brass with Oil Rubbed Bronze knurled finish.



TITANIUM
TIN12-OR-AB

Wall mounted three hole basin set with 212mm spout finished in Oil Rubbed Bronze with Aged Brass knurled finish.






TITANIUM

TIN40-AB,
TIN49-AB-BN,
TIN53-AB-BN

Wall mounted
showerhead, mini
thermostatic mixer
and wall valve,
finished in Aged
Brass and Brushed
Nickel.



TITANIUM

TIN29-AB-BN, TIN26-AB-BN, TIN28-AB-BN

Deck mounted pull out slimline handshower,
bath Valves, two way diverter, finished in
Aged Brass and Brushed Nickel.



TITANIUM
TIN24-GM

Deck mounted
three hole bath
set with swan
spout finished in
Gunmetal with
Gunmetal knurled
finish.



URBANE

Cooper handle detail
finished in Brushed
Nickel.

Urbane

Employing knurling details within two spout and handle options, Urbane offers a distinctly unique industrial visual for the discerning eye.

DESIGN

Gwathmey Siegel.

CREATED

2012.



URBANE URC05-BN

Wall mounted three hole basin set with Cooper handle, finished in Brushed Nickel.

URBANE
URA04-PG

Deck mounted three hole basin set with Swan spout and Lever handles, finished in Polished 24K Gold.



URBANE
URA53-PT

Wall mounted
thermostatic shower
valve with two dials
and Astor handle,
finished in Pewter.





URBANE

Angled spout
detail, finished in
Gunmetal.

ZEN
ZEC04-CO

Deck mounted
three hole basin set
with Swan spout in
Polished Copper,
with Bianco Carrara
handles.



Zen

Featuring our patent pending magnetic handles, Zen offers a uniquely pure form free of the traditional fixings and rosettes. Handles are available in four stones or a metal option.

DESIGN

The Watermark
Design Studio.

CREATED

2014.

ZEN
ZEH04-BG

Deck mounted
three hole basin
set with Swan
spout in Brushed
24K Gold, and
Honey Onyx
handle.





ZEN ZE107-PN

Wall mounted three
hole basin set finished
in Polished Nickel with
White Onyx handles.



ZEN
ZEC25

Wall mounted three hole bath set with Bianco Carrara handles, finished in Polished Copper.



ZEN
ZEC51, ZEC53,
ZEN43

Shower composition with thermostatic control, two way flow control diverter valve and slimline handshower, with Bianco Carrara handles, finished in Polished Copper.

ZEN
ZEM02-BN

Deck mounted
three hole basin set
with Square spout,
finished in Brushed
Nickel with Nero
Marquina handles.





ZEN

ZEF21-AB, ZEF26-AB,
ZEF27-AB, ZEF28-AB,
ZEF29-AB

Deck mounted
bathset with pull out
slimline handshower,
finished in Aged
Brass.

ZEN
ZEF03-VB

Deck mounted
two hole basin set
with Swan spout
and finished metal
handle, finished in
Vintage Brass.



ZEN
ZEC25-PB

Wall-mounted three-hole bath set with Bianco Carrara handles, finished in Polished Brass.





ANCILLARIES
HTS10-MB

Five bar water heated
towel rail, 600mm,
with smooth bars,
finished in Matt Black.

Ancillaries

Additional components to complete your installation and ensure a consistent finish is maintained throughout the project.

DESIGN

The Watermark
Design Studio.

ANCILLARIES
HTS02-VB

A set of three single heated towel bars, 600mm, with smooth bars, finished in Vintage Brass.



ANCILLARIES
HTS01-AN,
HTK01-CH,
HTK01-NB

Sets of three single heated towel bars, left to right: smooth bars, finished in Aged Nickel; knurled bars, finished in Charcoal; knurled bars, finished in Natural Brass.





ANCILLARIES
HTS03-VC

Three bar electric heated towel rail, 450mm, with smooth bars, finished in Vintage Copper.



ANCILLARIES
HTS04-BB,
HTK04-GM,
HTK04-PN

Three bar electric heated towels, left to right: smooth bars, finished in Brushed Brass; knurled bars, finished in Gunmetal; knurled bars, finished in Polished Nickel.



**ANCILLARIES /
URBANE**
AUT05-GM

Urbane deck
mounted automatic
touchless angled
spout, finished in
Gunmetal.



ANCILLARIES

**ANCILLARIES /
SENSE**
AUT14-AB

Sense wall mounted automatic touchless spout, finished in Aged Brass.

ANCILLARIES
ANC06-GM

Heritage basin
bottle trap finished
in Gunmetal.



ANCILLARIES
ANC05-AB

Modern basin
bottle trap finished
in Aged Brass.






ANCILLARIES
ANC63-BB

Toilet Brush
finished in
Brushed Brass.

ANCILLARIES
ANC04-AB

Soft touch basin
waste and plated
downpipe, finished
in Aged Brass.





ANCILLARIES
ANC60-AB

Dual flushplate A,
finished in Aged
Brass.



ANCILLARIES
ANC61-GM

Dual flushplate
B, finished in
Gunmetal.



The Finishes

Twenty-two carefully selected finishes including industrial Brushed Nickel, raw Aged Brass, deep Charcoal and extravagant Polished 24K Gold.



AGED NICKEL – AN

Created by the delicate touch of our craftsmen this finish leaves a smooth satin feel and proposes a more graceful alternative to Brushed Nickel.



BRUSHED NICKEL – BN

By carefully satinising the components before applying a unique nickel plate this finish brings with it an industrial, stainless steel inspired, aesthetic.



BLACK MIRROR – BM

An endlessly deep, glassy black finish designed to add a touch of hi-tech to anything it touches.



CHARCOAL – CH

Inspired by our love of dark chocolate we use a two stage lacquering process to provide this finish with a lush flat look that is endlessly touchable.



GUNMETAL – GM

A smooth and wonderfully tactile finish. This one of kind application looks beautiful against stone surfaces and is treated to ensure its colour will be maintained for all time.



MATT BLACK – MB

This black powder coated finish provides a resilient and integral surface with a gentle sheen ensuring a sophisticated, modern look.



OIL RUBBED BRONZE – OR

A classic US finish re-invoked with a secret satin plating process to meet the requirements of the contemporary interior seeking a sophisticated deep black finish.



PEWTER – PT

A heritage look not often seen on brassware. This finish provides an endlessly deep lustre ensuring a unique character in your scheme.



POLISHED CHROME – PC

An ever popular finish, we use only the finest chrome to ensure a bright colour and beautiful flow across the components that really shows you that not all chromes are alike.



POLISHED NICKEL – PN


This classic brassware finish, used before the application of chrome, provides a hint of champagne to this delicate silver finish guaranteed that will add a heritage element to your scheme.



RUSTICA BRASS – RB

A velvet surface to this finish ensures it captures light uniquely within a darkened brass base. A finish ideally suited to contrast against travertine marbles.







AGED BRASS – AB (live finish)

A unique burnishing technique developed by our craftsmen creates a naturally aged patina that will continue to take on its own character over its lifetime.



BRUSHED BRASS – BB

A sophisticated finish offering a twist on its polished sister – it provides a beautiful counterbalance to rough and glossy surfaces.



BRUSHED 24K GOLD – BG

Providing a deeper, richer colour than our Brushed Brass, this 24K Gold finish allows for a luxurious look that works wonderfully in more feminine spaces.




HERITAGE BRASS – HB

An alternative to Vintage Brass, this finish presents a gloss lacquered version of our popular burnished brass look.



NATURAL BRASS – NB (live finish)

In these days of hidden plastics and metal alloys you'll not find a more honest demonstration of the integrity of our products than in their raw brass form – simply polished and left to tarnish and take on the patina of use.



POLISHED BRASS – PB

We employ a five stage plating process to produce the graceful polished brass finish that is treated to ensure tarnishing won't occur over its lifetime.



POLISHED 24K GOLD – PG

A subtle four stage 24K Gold plating process resulting in our most extravagant finish.




TARNISHED BRASS – TB

By double lacquering our famous Aged Brass surface we are able to offer this finish's soft patina in a protected form that won't change over time.



VINTAGE BRASS – VB

Careful burnishing of a secret plating formula provides this finish with a unique cast bronze look that is sealed to ensure the colour never fades.



VINTAGE COPPER – VC

This time worn finish blends burnt copper tones with the most complex of plating and polishing techniques in the creation of our latest finish.



CUSTOM GLOSS LACQUER – GL

Have a particular colour in mind? Let us know a RAL code and we will do our best to match it in a powder coated colour for you.

Contact Us

Email us

info@thewatermarkcollection.com

Call us

+44 (0)20 7740 7340

Visit the website

www.thewatermarkcollection.com

Pinterest

thewatermarkcollection

Instagram

thewatermarkcollection

Facebook

thewatermarkcollection

With thanks to all of our craftspeople in Brooklyn, NY, for their skill and dedication. Factory Photography & Art Direction: Teresa Eng. Product Photography: Adrian Briscoe. Room Shots: Teresa Eng, Nikhilesh Haval, Matthew Millman and Guy Archard; page 26-27 Belmond Eagle Island Lodge designed by MUZA Lab; page 28 courtesy of Rachael Smith Photography; page 49 photography by Darren Chung; page 51 courtesy of Susie Clegg for Mandarin Stone, photography by Oli Douglas; page 64 courtesy of Alice B. Davis Interior Design; page 76 courtesy of BTL Property, photography by Matt Clayton; page 107 courtesy of Rebecca Sicardi; page 104-105 Amberth Interiors photographed by David Giles.

